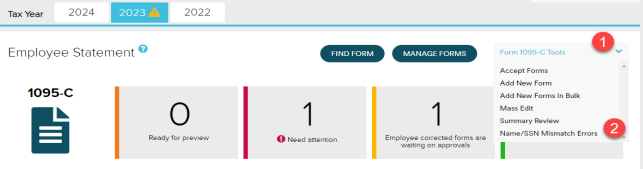
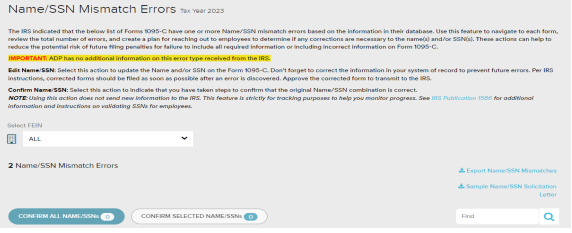

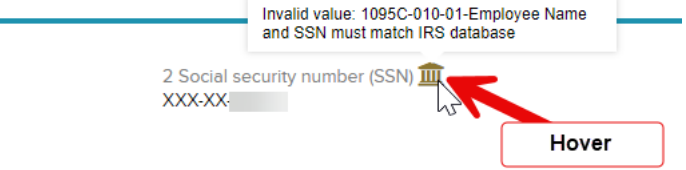


Verifying ACA Transmission and Errors

Once the IRS has received ADP's transmission, the IRS is expected to respond within 7 days with a transmission status of Accepted, Accepted with Errors, or Rejected. The **Transmission History** screen in the **ACA IRS and State Reporting Tool** identifies the status of the transmission to the IRS.

How do I view my IRS Errors?

In ADP TotalSource, go to Process > ACA > ACA IRS and State Reporting	
To view an individual Error:	
1. Click Form 1095-C Tools .	
Select Name/SSN Mismatch Errors	
2. This page displays IRS Name/SSN mismatch errors . You can review each error and either correct invalid data or indicate you have taken appropriate steps to confirm the data is correct.	
3. Click on an individual form to view the error. Hover over the  icon to view your error.	
<p>Note: You can edit the form from this window to resolve the error; however, changes to things like the employee's name need to be fixed in the employee's profile or the error will appear next year. View the 1095-C SSN and Name Mismatch Errors FAQ for steps on editing an employee's name or SSN.</p>	

Verifying ACA Transmission and Errors

4. If you have taken appropriate steps to confirm the Name/SSN combination is correct, you can indicate this using the **Confirm Name/SSN** action.

Select FEN: ALL

1353 Name/SSN Mismatch Errors

CONFIRM ALL NAME/SSN CONFIRM SELECTED NAME/SSN

EMPLOYEE NAME *	FEN #	SSN #	EMP ID #	DEPENDENT MISMATCH #	CURRENT 1095-C	ACTIONS
					View/Edit Form	REMOVE CONFIRMATION
					View/Edit Form	CONFIRM NAME/SSN
					View/Edit Form	CONFIRM NAME/SSN
					View/Edit Form	CONFIRM NAME/SSN
					View/Edit Form	CONFIRM NAME/SSN
					View/Edit Form	CONFIRM NAME/SSN

To download a list of Errors to view offline:

1. Click **Export Name/SSN Mismatches**

Select FEN: ALL

1353 Name/SSN Mismatch Errors

CONFIRM ALL NAME/SSN CONFIRM SELECTED NAME/SSN

Export Name/SSN Mismatches

2. The report will display employee information as well as the **IRS Error Code & Description**

Employee ID	Employee First Name	Employee Middle Name	Employee Last Name	Employee SSN	FEN	IRS Error Code	IRS Error Description	Error Recipient
1						1095C-010-01	Employee Name and SSN must match IRS database	Employee
2						1095C-010-01	Employee Name and SSN must match IRS database	Employee
3						1095C-010-01	Employee Name and SSN must match IRS database	Employee
4						1095C-010-01	Employee Name and SSN must match IRS database	Employee
5						1095C-010-01	Employee Name and SSN must match IRS database	Employee
6						1095C-010-01	Employee Name and SSN must match IRS database	Employee
7						1095C-010-01	Employee Name and SSN must match IRS database	Employee
8						1095C-010-01	Employee Name and SSN must match IRS database	Employee
9						1095C-010-01	Employee Name and SSN must match IRS database	Employee
10						1095C-010-01	Employee Name and SSN must match IRS database	Employee
11						1095C-010-01	Employee Name and SSN must match IRS database	Employee
12						1095C-010-01	Employee Name and SSN must match IRS database	Employee
13						1095C-010-01	Employee Name and SSN must match IRS database	Employee
14						1095C-010-01	Employee Name and SSN must match IRS database	Employee
15						1095C-010-01	Employee Name and SSN must match IRS database	Employee
16						1095C-010-01	Employee Name and SSN must match IRS database	Employee
17						1095C-010-01	Employee Name and SSN must match IRS database	Employee
18						1095C-010-01	Employee Name and SSN must match IRS database	Employee
19						1095C-010-01	Employee Name and SSN must match IRS database	Employee
20						1095C-010-01	Employee Name and SSN must match IRS database	Employee
21						1095C-010-01	Employee Name and SSN must match IRS database	Employee
22						1095C-010-01	Employee Name and SSN must match IRS database	Employee
23						1095C-010-01	Employee Name and SSN must match IRS database	Employee
24						1095C-010-01	Employee Name and SSN must match IRS database	Employee
25						1095C-010-01	Employee Name and SSN must match IRS database	Employee
26						1095C-010-01	Employee Name and SSN must match IRS database	Employee
27						1095C-010-01	Employee Name and SSN must match IRS database	Employee

3. IRS Error Code **1095C-010-01** refers to the **Employee Name/SSN Mismatch**

G	H
IRS Error Code	IRS Error Description
1095C-010-01	Employee Name and SSN must match IRS database
1095C-010-01	Employee Name and SSN must match IRS database
1095C-010-01	Employee Name and SSN must match IRS database
1095C-010-01	Employee Name and SSN must match IRS database

4. **Other IRS Error Codes** may appear on your report.

If you see other errors, please reach out to your **HR Business Partner** for review and assistance.

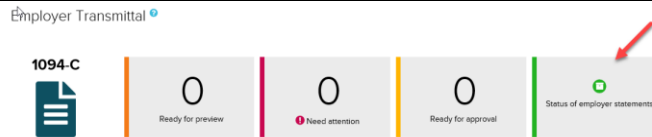
Verifying ACA Transmission and Errors

How do I view my IRS Transmission Record?

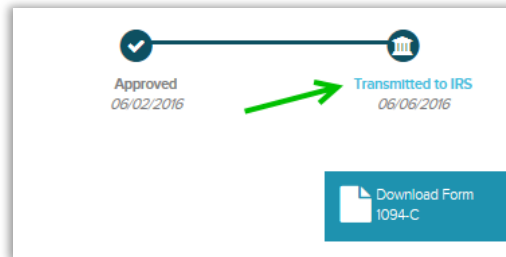
In ADP TotalSource, go to **Process > ACA > ACA IRS and State Reporting**.

To view your IRS Transmission Record:

1. Click **Status of employer statements**.



2. Click the blue **Transmitted to IRS** link to access transmission information.
Note: Each FEIN will display its own Transmission History.



3. The **Transmission History** screen will display the date transmitted, IRS Receipt ID, Type, Status and Form Type impacted.

TRANSMITTED	IRS RECEIPT ID	TYPE	STATUS	FORM TYPE
06/15/2016 <small>Date Submitted to IRS</small>	1095C-16-00145251 <small>Receipt from IRS that this FEIN Form 1094-C and 1095-C have been received. This is your 'proof' that the IRS received your transmission.</small>	ORIGINAL <small>Transmission Type</small> Original, Replacement or Correction	Accepted <small>Transmission Status</small> Processing, Accepted, Accepted with Errors or Rejected.	ALL <small>Identifies forms affected by the Status. Either ALL, 1095-C or 1094-C</small>

Confirm the **IRS Receipt ID** is present and verify the **Status**.

What does the Transmission Status mean?

Accepted

- The IRS has accepted the transmission of your Forms 1095-C & 1094-C with no errors.
ACTION: Congratulations! No further action is needed.

TRANSMITTED	IRS RECEIPT ID	TYPE	STATUS	FORM TYPE
06/15/2016	1095C-16-00145251	ORIGINAL	Accepted	ALL

Verifying ACA Transmission and Errors

Accepted with Errors

TRANSMITTED	IRS RECEIPT ID	TYPE	STATUS	FORM TYPE
06/15/2016	1095C-16-00190317	ORIGINAL	Accepted with Errors	1095c

- The IRS has **accepted** the transmission of your Forms 1095-C & 1094-C
- One or more of your Forms 1095-C or 1094-C have been flagged as an IRS error.
 - ACTION:** Errors under this status are **not** considered rejections. However, the data must be validated: If no corrections are needed, ***no further action is required***. If corrections are needed, the IRS has indicated filers are to correct errors and retransmit data as soon as possible. Once corrected, approve the forms and new forms will be generated.

Form(s) 1095-C and/or 1094-C will display this icon. Hovering over the icon will display the IRS error. Please check the **ACA IRS & State Reporting Tool** periodically for updates.

Rejected

TRANSMITTED	IRS RECEIPT ID	TYPE	STATUS	FORM TYPE
06/15/2016	1095C-16-00203272	ORIGINAL	Rejected	ALL

- The IRS rejected the transmission of your Forms 1095-C and/or 1094-C. A replacement file must be re-transmitted within 60 days.
- Rejections from the IRS are a result of submission errors or data errors.**ACTION:**
 - If they are submission errors, ADP will retransmit your files to the IRS on your behalf.
 - If they are data errors, ADP will contact you to help resolve them.
 - Once the rejection is resolved, your file will display a new status of either Accepted or Accepted with Errors.

You should continue to monitor your transmission through **Status of employer statements**.

For your Records...

To keep a record of your filing, record the **IRS Receipt ID** from the **Transmission History**, download a copy of the **Form 1094-C** from **Status of employer statements** and the **ACA 1095C Print Transmission Status Detail** report from **Status of employee statements** for each of your FEINs.